

Level switch

AT 7714

Dimension range G1	PN 15	Temperature range -10°C to +100°C	Material Brass, alternative Stainless steel
------------------------------	-----------------	---	---

Range of application

Level switch with several alarm contacts for level monitoring in tanks.

UBF.31 Level switch

Quality assurance

CE-marked. As option classified according to the directive ATEX94/9/EC.

Material specification

1	Connection box	Aluminum
2	Rod	Brass CW614N/CW508L
5	Floats	NBR foam

Dimension

A	Max 1000
B	25
C	45

Function and design

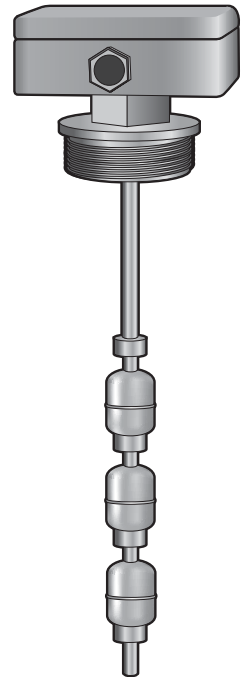
Level switch with multiple alarm contacts for level control in tanks. The level switch is mounted vertically at the bottom or top of the tank (indicate when ordered if the guard is to be mounted in the bottom). The guard's construction is a rod equipped with floats when the float moves upwards, activation of the switch that closes or breaks. Alarm levels are indicated when ordering. The minimum density of media in the tank is 0.57g/cm³.

Technical information

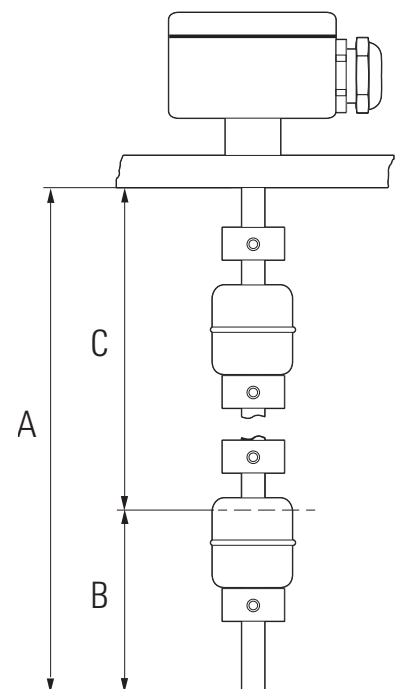
Supply voltage	150VAC, 100VDC
Electrical communication	Cable entry Pg1
Capacity	0,2A
Contact	SPDT
Contact function	Normally open/normally closed
Number of contacts	1-4
Media temperature	-10°C to +100°C
Protection class	IP65

Accessories and options

Higher temperature range and other electrically connected connectors on re-



AT 7714



quest.

The level switch is available as an option in stainless steel.

Installation

The level switch should be installed in vertical position $\pm 30^\circ$.

Electrical installation according to schedule.

SPDT, common Feed,

Terminal 1 (common) White cable

Terminal 9 Black cable

Terminal 8 Red cable

Terminal 7 Blue cable

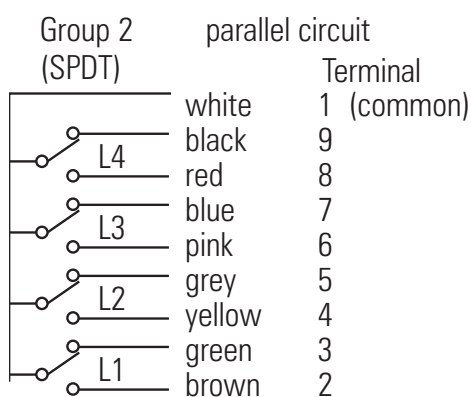
Terminal 6 Pink cable

Terminal 5 Green cable

Terminal 4 Yellow cable

Terminal 3 Green cable

Terminal 2 Brown cable



Marking

The level switch is labeled with the manufacturer's name, voltage supply and serial number.

How to order

AT7714-4X		
AT 7714	4	X
Fig. no	Number of contacts	Addition