

Warm water meter

Warm water meter

AT 7029A

A r t . N o .	D e s c r i p t i o n	P r o d u c t E n e r g y	M o n t a g e	M e d i a	M a t e r i a l	D i m e n s i o n s (m m)	F l o w (l / m i n)	P N	P r e s s u r e (b a r)	T e m p e r a t u r e (° C)	C o n n e c t i o n t y p e	C o n n e c t i o n d i m e n s i o n	O u t p u t s i g n a l	C o m m u n i c a t i o n	A c c u r a c y	A c c e s s o r i e s	F i t s w i t h a r t i c l e	K e y w o r d	W o r k s h o p o r d e r
	R	F	F	F	F	I	F	I	F	F	F	F	F	F	F	T			

Warm water meter

Warm water meter

AT 7029A

Art. No.	Description	Product category	Material	Dimensions (mm)	Flow (l/min)	Pressure (bar)	Temperature (°C)	Connection type	Connection dimension	Output signal	Accuracy	Accessories	Fits with article	Workshop order key word
7029AG204M	DN 20, Q3=4, Length 190mm, Integrated water meter	Hot water meter	Hot water meter		20	16	66	66	66	7	0,1041	M-Bus	7056-207059A20,7068-20,7358-190BV,7359	Hot water meter; horizontal; round; N-Bus

Rätten till ändringar utan föregående meddelande förbehålls.
 Användare ansvarar inte för eventuella tryckfel eller missförstånd.
 Dokumenten får kopieras endast i sin helhet.

Warm water meter

Warm water meter

AT 7029A

A
r
t
.
N
o
.

R
S
K

D
e
s
c
r
i
p
t
i
o
n

E
n
e
r
g
y

P
r
o
d
u
c
t
c
a
t
e
g
o
r
y

M
o
n
t
a
g
e

M
e
d
i
a

M
a
t
e
r
i
a
l

D
i
m
e
n
s
i
o
n
s
(
m
m
)

D
N

F
l
o
w
(
l
/
m
i
n
)

P
N

P
r
e
s
s
u
r
e
(
b
a
r
)

T
e
m
p
e
r
a
t
u
r
e
(
°
C
)

C
o
n
n
e
c
t
i
o
n
t
y
p
e

C
o
n
n
e
c
t
i
o
n
d
i
m
e
n
s
i
o
n

O
u
t
p
u
t
s
i
g
n
a
l

C
o
m
m
u
n
i
c
a
t
i
o
n

A
c
c
u
r
a
c
y

A
c
c
e
s
s
o
r
i
e
s

F
i
t
s
w
i
t
h
a
r
t
i
c
l
e

K
e
y
w
o
r
d

W
o
r
k
s
h
o
p
o
r
d
e
r

Warm water meter

Warm water meter

AT 7029A

Art. No.	Description	Product category	Material	Dimensions (mm)	Flow (l/min)	PN	Pressure (bar)	Temperature (°C)	Connection type	Connection dimension	Output signal	Communication	Accuracy	Accessories	Fits with article	Workshop order	Key word
7029AG25-120510M2	DN 25, Q3=10, Lengd 260 mm, Integrad	Hot water	Hot water	Hot water	25	1	6	67	Thread	104		M-BUS	7056205		Hot water meter; horizontal	Mount; N-BUS	

Rätten till ändringar utan föregående meddelande förbehålls.
 Anmäles ansvarar inte för eventuella tryckfel eller misstänksänd.
 Dokumenten får kopieras endast i sin helhet.

Warm water meter

Warm water meter

AT 7029A

Art. No.	Description	Energy	Product category	Material	Dimensions (mm)	Flow (l/min)	PN	Pressure (bar)	Temperature (°C)	Connection type	Connection dimension	Output signal	Communication	Accuracy	Accessories	Fits with article	Workshop order
7029AG4108-16M3	DN40, Q3=16, Length 300mm, Integrated water meter; horizontal round; Bus	Hot water	Hot water	Hot water	40	16	1	6	7	Threading	66	0	0	705640			

Warm water meter

Warm water meter

AT 7029A

Art . No .	Description	DN	Q ₃	Length	Integ rated	M - Bus	Hot water meter ; vertical	Workshop order	Key word	Fits with article	Accessories	Accuracy	Communication	Output signal	Connection dimension	Connection type	Temperature (° C)	Pressure (bar)	PN	Flow (l / min)	DN	Dimensions (mm)	Material	Media	Montage	Product category	Energy
		20																									

Warm water meter

Warm water meter

AT 7029A

Art. No. .
Description
RSK
Energy
Product category
Material
Media
Dimensions (mm)
DN
Flow (l/min)
PN
Pressure (bar)
Temperature (°C)
Connection type
Connection dimension
Output signal
Communication
Accuracy
Accessories
Fits with article
Workshop order
Key word

DN
25

Q
3 =

6
, 3

Length

260 mm

Integrated

M-Bus

Hot water meter ;
vertric

Warm water meter

Warm water meter

AT 7029A

W	o	r	k	s	h	o	p	o	r	d	e	r																
K	e	y	w	o	r	d																						
F	i	t	s	w	i	t	h	a	r	t	i	c	l	e														
A	c	c	e	s	s	o	r	i	e	s																		
A	c	c	u	r	a	c	y																					
C	o	m	m	u	n	i	c	a	t	i	o	n																
O	u	t	p	u	t	s	i	g	n	a	l																	
C	o	n	n	e	c	t	i	o	n	d	i	m	e	n	s	i	o	n										
C	o	n	n	e	c	t	i	o	n	t	y	p	e															
T	e	m	p	e	r	a	t	u	r	e	($^{\circ}$ C)																	
P	r	e	s	s	u	r	e	(b	a	r)																
P	N																											
F	l	o	w	(l	/	m	i	n)																		
D	N																											
D	i	m	e	n	s	i	o	n	s	(m	m)															
M	a	t	e	r	i	a	l																					
M	e	d	i	a																								
P	r	o	d	u	c	t	c	a	t	e	g	o	r	y														
E	n	e	r	g	y																							
D	e	s	c	r	i	p	t	i	o	n																		
R	S	K																										
A	r	t	.	N	o	.																						
D	N	4	0	.																								
Q	3	=	1	6	.																							
L	e	n	g	t	h																							
3	0	0	m	m	.																							
I	n	t	e	g	r	a	t	e	d																			
M	-	B	u	s	.																							
H	o	t																										
H	o	t	w	a	t	e	r	n	e	t	e	r	;	v	e	r	t	i	c	a	l	f	a	l	l	i	n	g

Rätten till ändringar utan föregående meddelande förbehålls.
Användare ansvarar inte för eventuella tryckfel eller missförstånd.
Dokumentet får kopieras endast i sin helhet.

Warm water meter

Warm water meter

AT 7029A

Art. No.
Description
R S K
Energy
Product category
Material
Media
Dimensions (mm)
DN
Flow (l/min)
PN
Pressure (bar)
Temperature (°C)
Connection type
Connection dimension
Output signal
Communication
Accuracy
Accessories
Fits with article
Workshop order
Key word

DN
20

Q3

4

Length

190 mm

Integrated

M-Bus,
Hot

Hot water meter; vertical risings

Warm water meter

Warm water meter

AT 7029A

W	o	r	k	s	h	o	p	o	r	d	e	r							
K	e	y	w	o	r	d													
F	i	t	s	w	i	t	h	a	r	t	i	c	l	e					
A	c	c	e	s	s	o	r	i	e	s									
A	c	c	u	r	a	c	y												
C	o	m	m	u	n	i	c	a	t	i	o	n							
O	u	t	p	u	t	s	i	g	n	a	l								
C	o	n	n	e	c	t	i	o	n	d	i	m	e	n	s	i	o	n	
C	o	n	n	e	c	t	i	o	n	t	y	p	e						
T	e	m	p	e	r	a	t	u	r	e	(°	C)					
P	r	e	s	s	u	r	e	(b	a	r)							
P	N																		
F	l	o	w	(l	/	m	i	n)									
D	N																		
D	i	m	e	n	s	i	o	n	s	(m	m)						
M	a	t	e	r	i	a	l												
M	e	d	i	a															
P	r	o	d	u	c	t	c	a	t	e	g	o	r	y					
E	n	e	r	g	y														
D	e	s	c	r	i	p	t	i	o	n									
R	S	K																	
A	r	t	.	N	o	.													
D	N	2	0	.															
Q	3	=																	
6	,	3	.																
L	e	n	g	t	h														
2	6	0	m	m	.														
I	n	t	e	g	r	a	t	e	d										
M	-	B	u	s															
H	o																		

H
o
t
v
a
t
e
r
n
e
t
e
r
;
v
e
r
t
i
c
a
l
r
i
s
i
n

Rätten till ändringar utan föregående meddelande förbehålls.
Användare ansvarar inte för eventuella tryckfel eller missförstånd.
Dokumentet får kopieras endast i sin helhet.

Warm water meter

Warm water meter

AT 7029A

Art. No. .
RSK
Description
Energy
Product category
Material
Media
Dimensions (mm)
DN
Flow (l/min)
PN
Pressure (bar)
Temperature (°C)
Connection type
Connection dimension
Output signal
Communication
Accuracy
Accessories
Fits with article
Workshop order
Key word

DN
40

Q3
=

10

Length

300 mm

Integrated

M-Bus

Hot

Hot water meter; vertical

risin

Warm water meter

Warm water meter

AT 7029A

Dimension range DN 20-40	PN 16	Temperature range max +90°C	Material Brass
------------------------------------	-----------------	---------------------------------------	--------------------------

Range of application

Measures hot water with registration of consumed amount. The meter is a multi-jet residential meter with a m-bus interface and has accuracy classification R80.

Program text

UGE.35 Flow meter, pipe mounted with a digital display, accumulated value multi-jet residential water meter, AT 7029A with M-Bus interface EN 13757-2. Q3 m³/h, DN, threaded, PN 16.

AT 7029A

Quality assurance

MID-approved. OIML R49 (MI-001). CE-marked. METAS-cert No. 1259

Details

1	Body	Brass
2	Sealing material	EPDM
3	Vane	Polyether sulfone
4	Storage	Carbide/sapphire

Dimensions and weight

Threaded Connection			
Connection DN	20	25	40
Q ₃	4	10	16
A	190	260	300
B	125	128	129
C (Connection meter)	1"	1 1/4"	2"
D	40	44	46
Weight	2,1	2,6	5,4

Dimensions in mm, weight in kg.

Dimensions and weight standpipe and downcomer

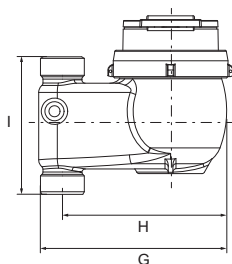
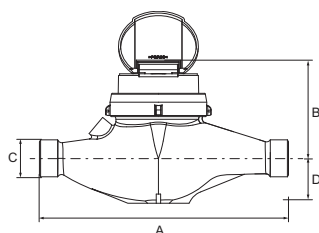
Threaded Connection, standpipe or downcomer			
Connection DN	20	25	40
Q ₃	4	10	16
I	105	150	200
G	148	169	226
H	130	143	190
Weight			
Standpipe	1,9	3,0	6,0
Downcomer	2,0	3,4	7,3

Measurements in mm, weight in kg.

Function and design

The flow sensor is a multi-jet residential meter. The vane is the only moving part in the media.

The calculator is according to GWF-codes and the calculator has a minimum rating of 1 liter with accuracy class R80.



Rätten till ändringar utan föregående meddelande förbehålls.
Armatec ansvarar inte för eventuella tryckfel eller missförstånd.
Dokumentet får kopieras endast i sin helhet.

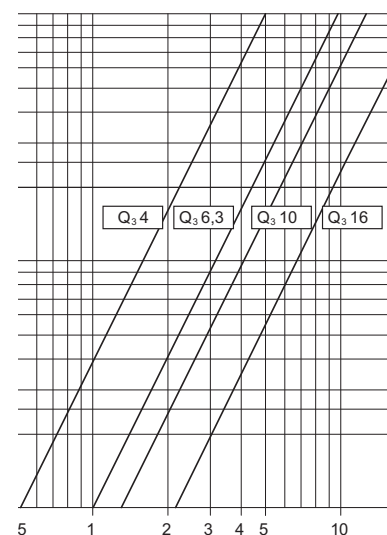
Warm water meter

Warm water meter

AT 7029A

7029A has built-in M-Bus modul(EN 13757-2) and M-Bus(EN 13757-3). The housing is protected from corrosion and mechanical wear. The display is equipped with an indicator pulley for optical readout in the test bench. The connection cable has a length of 1.5m.

örlust

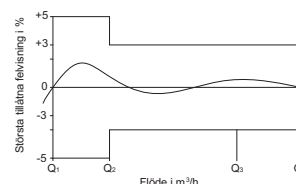


Technical information

Ansl. DN	20	25	40
Nominal flow Q_3 , m ³ /h	4	10	16
Overload flow, Q_4 , m ³ /h	5	12,5	20
Flow limit, Q_2 , liter/h	80	200	320
Minimum flow, Q_1 , liter/h	50	125	200
Minimum rating, liter	1	1	1
Numeric wheel	8	8	8

Maximum allowed error

Maximum allowed error		
Flow range:	Q1-Q2	+ -5%
	Q2-Q4	+ -3%



Technical interface	
SCR(IEC)	Protocol acc. IEC 62056-21 Mode A (IEC 1107)
M-Bus EN 13757	Wired M-Bus (OMS)

Sizing

The minimum meter that meets the specified continuous flow should be chosen. Do not oversize, in case of borderline select the smaller meter. However, make sure that the pressure drop does not get too high. Short term overload refers to less than 1 hour per day or at most 100 hours over its in-use life.

Accessories and options

AT7029AG ??with a threaded connection for mounting in a console in standard length. The meter with threaded connections are also in standpipe and downcomer (GS and GF item number, see order key).

Installing

The flow sensor must be mounted with the digit plate upwards. In standard version the meter should be mounted in a horizontal pipeline. Standpipe and downcomer design (Supplement S and F) shall be mounted in a vertical pipeline. Pay attention to the flow direction, an arrow on the meter body indicates the direction.

Maintenance and spare parts

Control and auditing should be performed by a meter workshop that is accredited as an inspection unit.

Marking

The meter is red with a red plastic lid. The meter is marked with make, Q₃-value for resp. size and with the maximum temperature. The manufacturing number is indicated by 8 digits.

How to order

Example: AT 7029AG25-10M				
AT 7029A	G	25	-10	M
Fig.no.	Performance G=Threaded (standard) GS=Threaded Rising pipe *) GF=Threaded falling pipe *)	DN 20 25 40 25	Q ₃ 4* 10 16* 6,3*	Built-in M-Bus output
RSK-No. see RSK-register.				

Description	Key words	A t - n r .	R S K	Pro duct	D N m i n	D N m a x	T e m p m a x	P N m i n	P N m a x	M a t e r i a l	Conn ection s	M e di a
Hot water meter with M-Bus, multi-jet residential meter. Threaded connection, PN 16. The meter is also available for vertical mounting(standpipe and downcomer).	Hot water meter, M-Bus			Hot water meter	20	40	90	P6	P16	Bra	Threaded	Hot water

Rätten till ändringar utan förbehåll förbehåll.
 Armatec ansvarar inte för eventuella tryckfel eller missförstånd.
 Dokumentet får kopieras endast i sin helhet.