
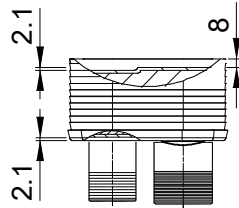

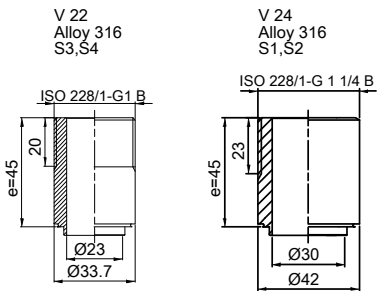


Note that all unique customer requirements (i.e tolerance) need to be verified thru Alfa Laval.



Frameplate is depressed 2.1 mm at connections S3 and S4 if holed.  
Pressureplate is depressed 2.1 mm at connections T3 and T4 if holed.

T1 T2 T3 T4 locations on back side correspond to S1 S2 S3 S4 on front side

HEATING SURFACE  
NETWEIGHT 5.04 kg  
OPERATING WEIGHT  
PLATE MATERIAL Alloy 316  
PLATE GROUPING 1\*4H/1\*5H

ALL DIMENSIONS IN MILLIMETERS

SIDE	MEDIA	INLET	TEMP.	OUTLET	TEMP.	FLOW RATE	PRESSURE DROP	LIQUID VOL.
1								0.41 dm <sup>3</sup>
2								0.52 dm <sup>3</sup>

PRESSURE VESSEL APPROVAL  
AT 8460CB60-10H

PED



www.alfalaval.com

CUSTOMER NAME / REF. NO.

TOTAL LENGTH 81.2 mm  
TOTAL WIDTH 113.0 mm  
TOTAL HEIGHT 527.0 mm

COMPANY / REF.

6/26/2017  
REV 0