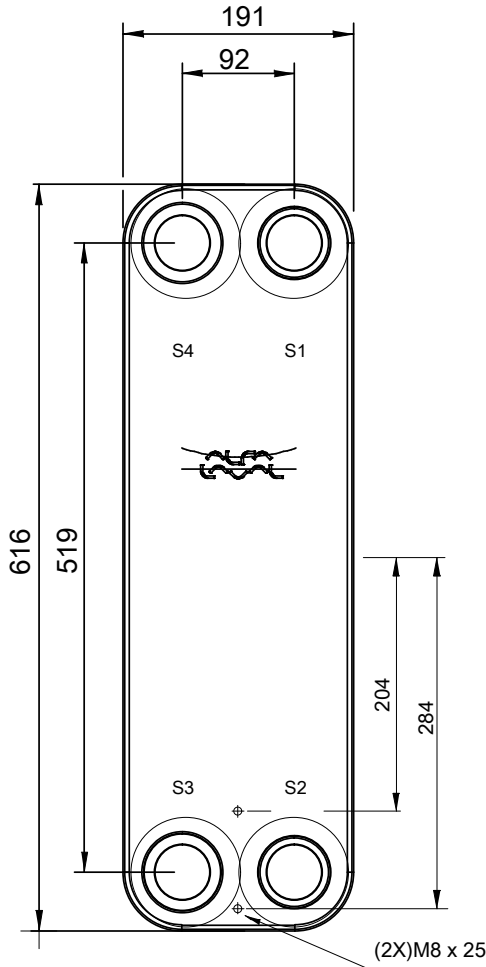
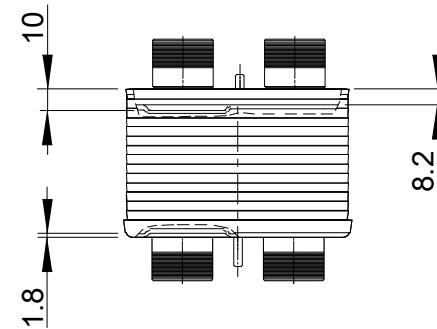

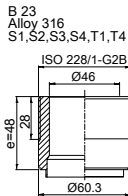


Note that all unique customer requirements (i.e tolerance) need to be verified thru Alfa Laval.



T1 T2 T3 T4 locations on back side correspond to S1 S2 S3 S4 on front side

HEATING SURFACE
 NETWEIGHT 37.1 kg
 OPERATING WEIGHT
 PLATE MATERIAL Alloy 316
 PLATE GROUPING 1*16L+1*15L/2*16L

ALL DIMENSIONS IN MILLIMETERS

SIDE	MEDIA	INLET	TEMP.	OUTLET	TEMP.	FLOW RATE	PRESSURE DROP	LIQUID VOL.
1								5.58 dm ³
2								5.76 dm ³

PRESSURE VESSEL APPROVAL PED
 CB112-64L 6 connections (3287119178)



www.alfalaval.com

CUSTOMER NAME / REF. NO.

TOTAL LENGTH 234.5 mm
 TOTAL WIDTH 191.0 mm
 TOTAL HEIGHT 616.0 mm

COMPANY / REF.



6/26/2017
 REV 0